



QUICK-START GUIDE

Scan to get the app



1. GET THE APP
2. CREATE AN ACCOUNT
3. ADD PAYMENT METHOD

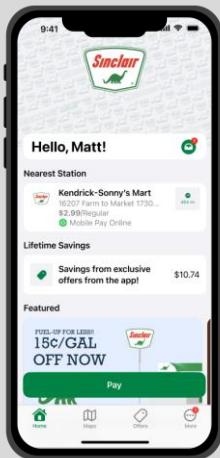


How do I add a payment method to my mobile wallet?

1. Select **More** icon located in the lower right-hand corner of the app.
2. Select **Wallet**, then select **Add Payment Method** and follow prompts to add payment.

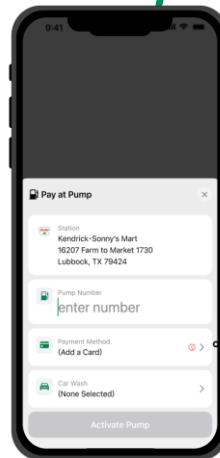
HOW TO PAY WITH DINOPAY®

Start Here



From the home screen tap **Pay** button, then select **Pay at Pump** or **Pay in Store**.

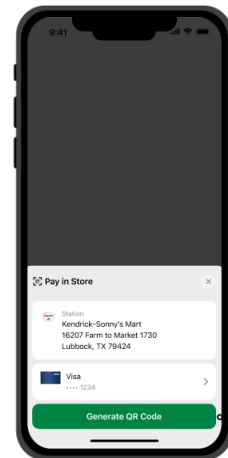
Pay at Pump



Enter pump number, which can be found on the pump face or canopy column, then tap **Authorize Pump**.

Pump will prompt you to begin fueling

Pay in Store



Verify payment method is correct, then select **Generate QR Code**.

When prompted by cashier, scan QR Code